


## Parameters

Electrical parameters	
Working Voltage	21~30VDC
Communication	KNX/EIB
Dynamic current	< 25mA
Static current	< 5mA
KNX terminals	KNX Bus Terminal- (Red / Grey)0.6 – 0.8mm Diameter Single Core cable
Temperature sensor	TTS/APR 1.0 (HDL type)
DC 0~10V Output Current	3mA
Input Sensor	Switch/Temperature sensor
Outputs Voltage	0~10V DC
Environmental Conditions	
Working temperature	-5°C~45°C
Working relative Humidity	Up to 90%
Storage temperature	-20°C~+60°C
Storage relative humidity	Up to 93%
Approved	
CE, RoHS	
KNX	
Product information	
Dimensions	H50mm x W50mm x D16mm
Net weight	23.6g
Housing Material	Inflaming retarding ABS
Protection rating	IP20

## Important Notes

- **Special Programming** – This device is designed for professional KNX installation. It can only be programmed by ETS software.
- **Mounting Location** –When installed outdoors, pay attention to waterproof.
- **Temperature Sensor:** TTS/APR 1.0 (HDL type)
- **Power supply:** must use KNX approved power supply, the voltage between 21-30V.

## Overview

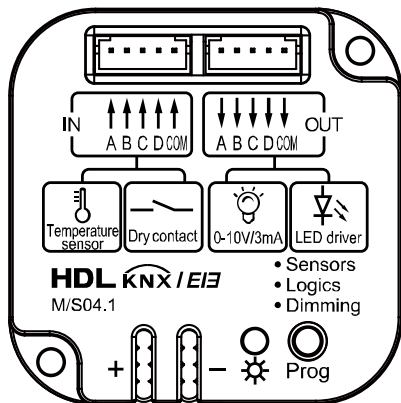


**M/S04.1** Dry contact output and input sensor is one of the product in HDL KNX/EIB serials. It includes a 4 channel output signal input and a 4 channel signal output. The signal input channel can receive the signal from the temperature sensor and from the dry contact sensor; it offers an output DC 0~10V dimming signal or drive the LED status channel.

## Functions

- With Dry contact input and Temperature sensor input
- 0-10V dimmer to control 0-10V devices, like LED lights
- Led driver(0-2V) on output for status of each input
- Can sending the variety control telegram value via KNX .
- The functions include Switch controller, Switch/Dimming controller, Shutter controller, Flexible controller, Scene controller, Sequence controller, Percentage controller, Threshold controller, String controller, Forced controller, Counter controller, Combination controller, LED status indication
- Three work modes:
  - Sensors controller (Dry contact sensor, Temperature sensor)
  - Logic controller
  - Dimming controller(0-10V)

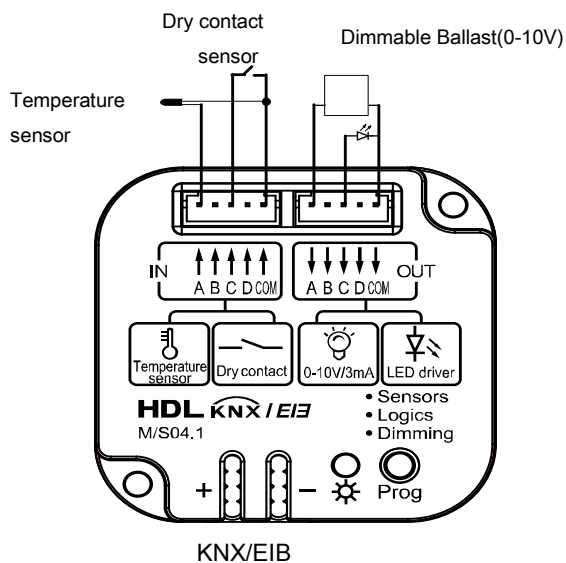
## Layout and Wirings



M/S04.1



TTS/APR 1.0



KNX/EIB



## Safety Precautions



- Do not make wrong connection on Bus interface, it will damage the Bus interface of this module.
- Do not get AC220V voltage into KNX/EIB Bus, input port, output wire, it will damage all devices in the system.
- Ensure good ventilation.
- Rain, liquid, and aggressive gas are not allowed to close to it

## Package Contents

- Device\*1 / Temperature sensor\*1 / Cable\*2 / Datasheet\*1

